

Electrochemical Remediation of Industrial Effluents – Few Examples

A. Manokaran
CSIR-CECRI, Karaikudi

Agenda

1. Introduction
2. Processes developed at CSIR-CECRI
 - A. Treatment of dye bath effluents
 - B. Treatment of plating effluents
 - C. Treatment of PCB effluents
3. Conclusions

Introduction - Electrochemistry

Electrochemistry is concerned with study of mutual conversion of chemical and electrical forms of energy

Galvanic cell
Electrolytic cell

Basic components of an electrochemical cell

Ionized substances (electrolyte)
Two metal electrodes
External circuit

Faraday's first law of electrolysis

The amount of reacted substance is directly proportional to the quantity of electricity passed through the cell

$$\Delta mass \propto I * t$$

Advantage of electrochemical reaction is the direct control of (apparent) reaction rate

$$\text{Reaction rate} \propto f(\text{cell current})$$

Treatment of Effluents from Dyeing Industries

Treatment of Dye Bath Effluents

The textile industry is one of the oldest and largest industrial sectors in India.

Approximately, in India we have about 2500 textile industries. Tamil Nadu, Gujarat, Punjab and Maharashtra account for more than 80 % of total industries

Contributes 4% to the GDP

Water consumption for chemical processing 50-300 L/kg of fibre.


Electrochemical oxidation is considered to be a very powerful process for breaking up even the most resistant organic compounds.

Anodic oxidation of organic compounds can be performed in direct or indirect oxidation.

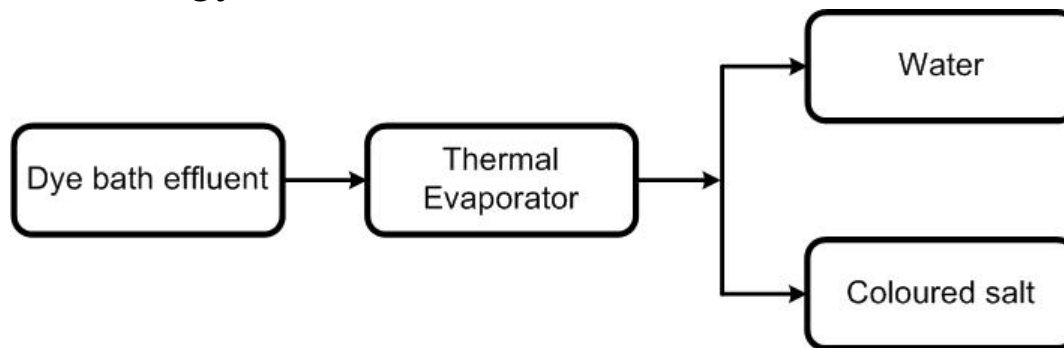
Direct oxidation happens at the surface of the anode.

Indirect oxidation happens at the bulk solution due to generation of oxygen or other radicals viz. OH^\cdot , Cl^\cdot , OCl^\cdot radicals at the anode surface

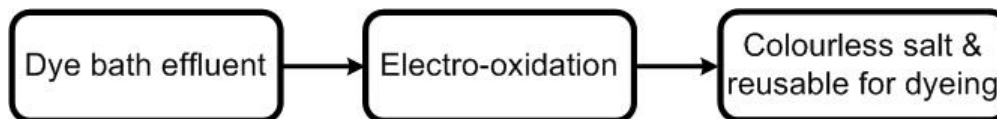
Treatment of Dye Bath Effluents



Conventional Technology



Electrochemical process



Dye Bath Decolourization - Results




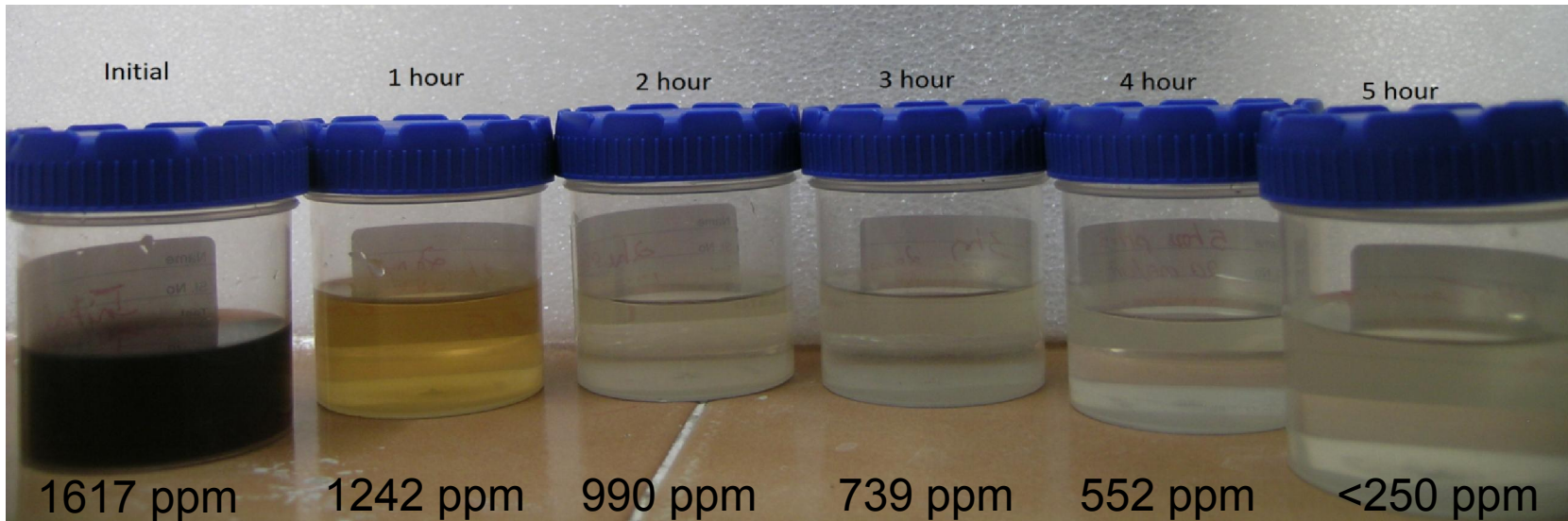


Recirculation Process Capacity: 5 L/day



Continuous Process Capacity: 30 L/day

Dye Bath Decolourization - Results



Dye Bath Decolourization - Results



Recovered salt without treatment

Recovered salt after treatment



Treatment of Effluents from Chrome Plating Industries

Treatment of Plating Effluents

Hexavalent chromium bearing wastes are produced in chromium electroplating, chromium conversion coatings and in metal finishing operations carried out on chromium as a basis material

Hexavalent chromium is carcinogenic and mutagenic

The discharge limit of Cr (VI) for the surface water is less than 0.1 ppm while the total limit of chromium is below 2 ppm including Cr(III), Cr (VI) and its other forms.

Typical hexavalent concentration in the effluent is 10-2000 ppm.

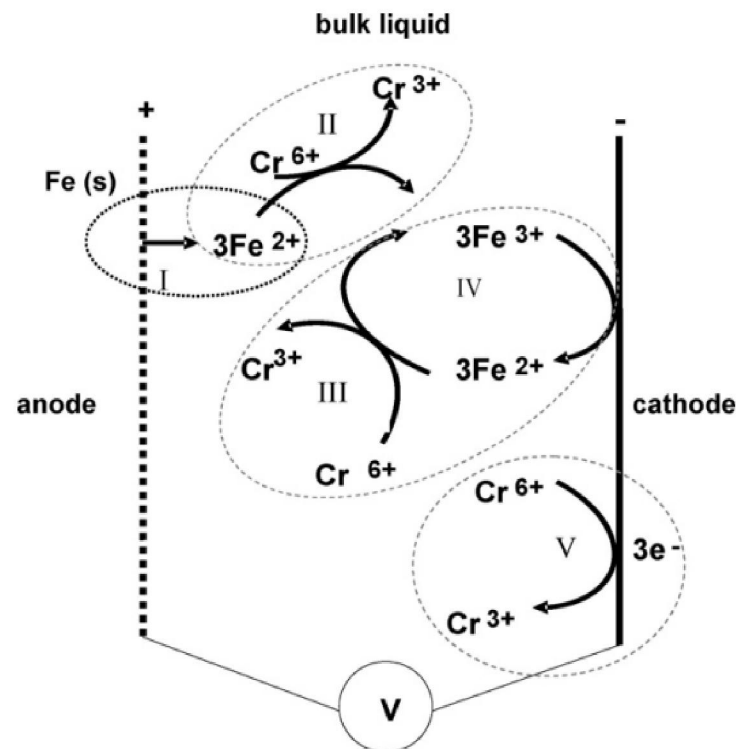
Cr⁶⁺ compounds are highly soluble. It has to be converted to Cr³⁺ before it can be precipitated out. Typical reducing agents used: Ferrous sulphate and sodium meta bisulphate.

In the conventional ferrous sulphate chromium reduction process, one kg of Cr theoretically requires 16.03 kg of ferrous sulphate

In the electrochemical process, theoretical iron requirement for the reduction of one kg of Cr is 1.06 kg

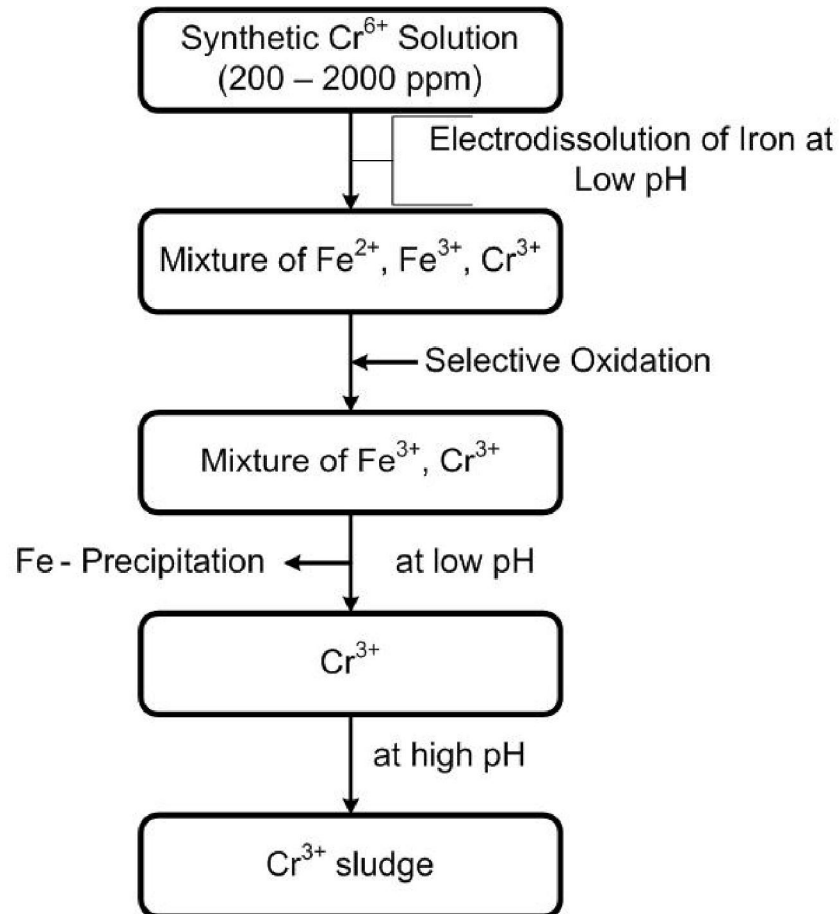

Treatment of Plating Effluents

- Step I** Iron dissolution at anode
- Step II** Dissolved iron reduces Cr (VI) to Cr (III) in bulk
- Step III** Reduction of Cr (VI) to Cr (III) by regenerated Fe (II) at cathode (Step IV)
- Step V** Direct reduction of Cr (VI) to Cr (III) at cathode



Rodriguez et al. (2009). Journal of Hazardous Materials, 163, 1221-1229

Chromium Reduction - Results



Chromium Reduction - Results

Electrodes	: Iron
Inlet Cr ⁶⁺ conc.	: 200 - 2000 ppm
Outlet Cr ⁶⁺ conc	: < 0.1 ppm
Capacity	: 5 g of Cr ⁶⁺ /h
Flow rate	: 50 – 500 L/day
Fe/Cr ratio	: 2

To enhance the mass transport, rotating electrode reactor is designed

One kg of Cr⁶⁺ produces a sludge of six kg of mixed Cr(OH)₃ + Fe(OH)₃

Scale-up of the reactor and the economic analysis of the process in progress

Treatment of Effluents from PCB Manufacturing Industries

Treatment of PCB effluents

Printed circuit boards (PCB) serve as the fundamental components for all kinds of electronic and electrical devices

Based on their functions and utilities, PCBs can be termed as the neural system of any electronic device

The Indian electronics market is one of the fastest growing in the world and is anticipated to reach US\$ 400 billion in 2022

Etching process is a critical step in PCB manufacturing. Etching process is carried out to remove unwanted copper from copper laminated boards to get the desired design using chemical etchants. The production of PCBs per square meter generates an average of 1.5 - 3.5 L of spent etchant

Treatment of PCB effluents

In recent times, the cupric chloride etching solutions are the most popular one

During the etching process,



In order to maintain constant etching rate, the excess copper has to be removed and reduced etchant must be regenerated

Regeneration technologies:

1. Chemical regeneration
2. Electrolytic method

Chemical regeneration



Disadvantage:

Increases the level of copper in the etchant – inhibits the etching

Treatment of PCB effluents - Acidic

Electrolytic process achieves dual purpose of regeneration of spent etchant (on the anode) and recovery of copper (on the cathode)

At the anode,



At the cathode



Advantages of electrolytic regeneration

1. Elimination of off-site shipments of excess etchant
2. Reducing purchases of fresh etchant
3. Recovering copper

Prevents not only pollution problems but also prevents loss of metal resources

Conclusions

Electrochemical remediation seems to be the last resort for effluent treatment

- Lack of popularity
- Expensive (perception !!)

Electrochemical processes should not be judged only on electricity cost

Rather should be assessed based on

- ✓ zero sludge generation
- ✓ elimination sludge storage
- ✓ elimination of shipment for off-site reclamation
- ✓ reduction in chemicals procurement
- ✓ recovery of metal at its purest form

Thank you for listening



amanokaran@cecri.res.in